










ELECTRICAL & MECHANICAL PROPERTIES

Body Size	Size 7mm			Size 10mm					
Pin No.	4	5	6	2	3	4	9	10	12
Testing Voltage	AC 300V	AC 300V	AC 300V	AC 500V	AC 500V	AC 500V	AC 300V	AC 300V	AC 300V
Current Rating	2A	2A	2A	3A	3A	3A	2A	2A	2A
Insul. Res. (min. @ DC100V)	1.000 MOhm	1.000 MOhm	1.000 MOhm	1.000 MOhm	1.000 MOhm	1.000 MOhm	1.000 MOhm	1.000 MOhm	1.000 MOhm
Contact Res. (max. @DC1A)	10 mOhm	10 mOhm	10 mOhm	10 mOhm	10 mOhm	10 mOhm	10 mOhm	10 mOhm	10 mOhm
Solder Pot Inside Diameter	Ø 0.8	Ø 0.8	Ø 0.8	Ø 1.0	Ø 1.0	Ø 1.0	Ø 0.8	Ø 0.8	Ø 0.8
Contact Arrangement Male Plug - mating face view									

MATERIAL / FINISH

- Body:** Zinc Alloy and Brass
- Insulator:** PA
- Contacts:** Brass Pin, Phosphor Bronze Socket
- Finish:** Sn, Ni Plating
- Finish:** Ag or Au plating